



Venus Technical data sheet of V-9200 series Respirator

- V-9200 series respirators include V90 V, V9210 SLV, V9220 SLV, V9230 SLV respirators.
- These respirators are of cup shape design & have a convex mesh for added rigidity.
- V-9200 series respirators have superior micro-fine media technology which protects the user from respirable suspended particulate matter. The filters have a high dust holding capacity which do not get clogged thereby increasing the respirators life.
- V-9200 series have Venus's Stay cool butterfly vent valve which provides superior breathing comfort by removing built up heat inside the mask and aides in easy communication. These respirators also come with a special transparent valve cap to demonstrate the performance of the valve.
- Venus V90 & V9220 have half foam seal while V9230 has full foam seal to provide leak-proof comfortable fit around the edges.
- V-9200 series has a unique nose liner inside the mask to provide leak-proof comfortable fit to the user.
- V-9200 series respirators have braided textile elastic which diminishes the risk of skin allergy and does not deform with repeat wears under high temperature.
- The nose clip of the respirator is embedded inside the mask and the respirator has no metal exposure or loose parts.
- These respirators have the headband sewn on the outside filter media to avoid puncture in the filter area and provide a leak-proof fit.
- V-9200 series of respirators have unique fit adjustors which provide optimum fit & comfort.

Materials

The following materials are used in the production of V90 V, V9210 SLV, V9220SLV & V9230 SLV respirators.

Straps	Braided spandex
Nose Foam	Polyester
Nose Clip	Aluminum
Filter	Electrostatic PP-MB
Valve	Polypropylene
Valve Diaphragm	Silicon rubber
Mesh	Polypropylene
Adjustor clip	Polypropylene

These products do not contain components made from natural rubber latex

Minimum mass of products:

V90 V – 21g

V9210 SLV – 25g

V9220 SLV – 25g

V9230 SLV – 25g

Selection Guide		FFP1	FFP2	FFP3	Organic Vapour	Acid Gas	Welding
Painting, Varnishing, Spraying, Coating, Mixing	Solvent-Based-brush/roller applied			•	•		
	Solvent- Based-spray applied	Contact Venus					
	Water-Based-brush/roller/spray applied			•			
	Wood Preservatives			•	•		
	Powder Coating			•			
Sanding, Stripping, Grinding, Cutting, Drilling	Rust,most metals,Filler,Concrete,Stone	•					
	Cement,Wood,Steel		•				
	Paints,Varnish,Anti-rust coating		•				
	Stainless-Steel,Anti fouling varnish			•			
	Resins,Reinforced plastics(carbon/glassfibre)		•	•			
Construction/ Maintenance	Scabbling,Shot-creting(concrete dust)	•	•	•			
	Platering,Rendering,Cement mixing	•	•	•			
	Demolition	•	•				•
	Groundwork,Earth moving,Piling,Underpinning		•	•			
	Spray foam,Loft Insulation		•	•			
Metal working/ Foundries	Welding,Soldering		•	•			•
	Electro-plating		•	•		•	
	Finishing,Slotting,Drilling,Riveting,Machining		•	•			
	Oxyacetylene cutting		•	•			
	Molten metal handling,Smelting		•	•		•	
Cleaning/ Waste Removal	Disinfection, Cleaning		•	•	•	•	
	Waste removal		•	•	•		
	Asbestos handling			•			
	Asbestos removal	Contact Venus					
Allergens/ Biohazards	Pollen,Animal dander	•					
	Mould/Fungus,Bacteria*,Viruses		•	•			
	Tuberculosis*			•			
	Diesel exhaust/Smoke		•				
Agriculture/ Forestry	Handling infected animals,Culling		•	•	•		
	Feeding livestock, Cleaning sheds/ Harvesters	•	•	•			
	Straw chopping,Composting,Harvesting		•	•			
	Pesticides,Insecticides(crop spraying)		•	•	•		
Mining/ Quarrying	Tunneling,Drilling,Grinding,Excavation		•	•			
	Pumping,Dredging,Washing		•	•			
	Cutting,Sawing		•	•			
	Changing Filters		•	•			
Other Industrial Applications	Ink,Dyes,Solvents,Chemicals		•	•	•		
	Powderd Additives/Chemicals		•	•	•		
	Pharmaceuticals		•	•	•		
	Rubber/Plastic processing		•	•	•		
	Oil & gas extraction/ Processing		•	•	•	•	•
	Pottery,Ceramics			•			
	Wood/ Paper Mills		•	•			

Standards

Venus V90 V respirator meets the requirement of IS 9473.

Venus V9210 V, V9220 V, V9230 V respirators meets the requirements of EN 149:2001+A1:2009.

These respirators should be used to protect the wearer from solid dust & Oil Mist. Particulate filter respirators are classified by filtering efficiency and maximum total inward leakage performance & also by inhalation resistance.

P1 filters are intended for use against mechanically generated particulates such as those generated from sanding, grinding, drilling etc.

P2 filters are intended for use against both mechanically & thermally generated particulates e.g. welding brazing etc.

P3 filters are intended for use against both mechanically and thermally generated particulates e.g. Asbestos handling, metal handling, solvent based painting etc. P2 & P3 filters may also help reduce breathing in pathogenic biological airborne particulates such as influenza virus.

Approvals

Venus V9210 SLV, V9220 SLV & V9230 SLV respirators have been produced to comply with the requirement of EN 149:2001+A1:2009 under an agreed production certification scheme operated in accordance with IFA in Germany.

V90 V respirator has been produced to comply with the requirement of the Indian standard Institute IS14746:1999 under an agreed production certification scheme operated during manufacture in accordance with the Bureau of Indian Standards.

Applications

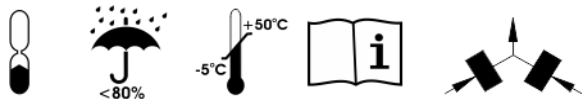
These respirators are suitable for use in concentration of solid and non-volatile liquid particles upto the following limits

Model	Approved	Class & Colour	Max. Use Level
V90 V	IS 9473	FFP2 S Yellow/Grey	12 x OEL
V9210 SLV	EN 149:2001+A1:2009	FFP1 NR D Blue	4 x OEL
V9220 SLV	EN 149:2001+A1:2009	FFP2 S NR D Grey	12 x OEL
V9230 SLV	EN 149:2001+A1:2009	FFP3 S NR D White	50 x OEL

Storage & Shelf Life

V-9200 series respirators until use shall be stored in the sealed pack to retain its properties. For transport such packs shall be suitably packed in outer cartons to protect from climatic hazards and mechanical shocks.

The shelf life of the product is 60 months from the date of manufacture. (If stored between -50°C and $+50^{\circ}\text{C}$ & Humidity not over 80%). The date of manufacture is mentioned on the pack of the respirator.



Disposal

Contaminated products should be disposed as hazardous waste in accordance with local regulations.


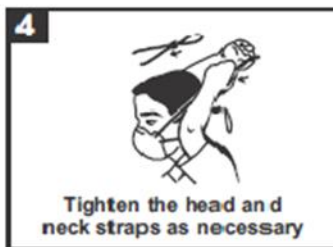
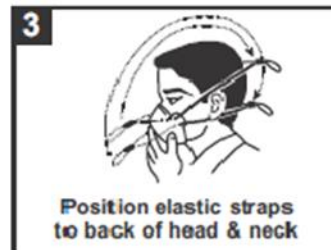
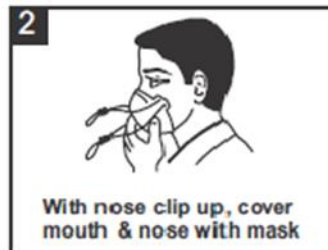
User Instructions

The user instructions must be read & followed-

1. Failure to follow all instructions and limitations on the use of this respirator and / or failure to wear this respirator during all times of exposure can reduce respirator effectiveness and result in sickness or death.
2. Before use, wearer must first be trained by the employer for proper respirator use in accordance with applicable Safety and Health Standards. Respiratory protection appliances are to be selected depending on the type and concentration of the hazardous substances.
3. The respirator may only be used if the type and concentration of the harmful substances are known. In case of unknown substances or concentrations or variable conditions, breathing apparatus should be used.
4. Non-ventilated containers, mines, canals should not be entered with the particle filtering half masks & also not allowed in explosive atmosphere.
5. If the respirator becomes damaged or breathing becomes difficult, leave the contaminated area, discard and replace the respirator. Also leave the contaminated area immediately if dizziness or other distress occurs.

FITTING INSTRUCTIONS TO BE FOLLOWED EACH TIME RESPIRATOR IN USE

Before use check for visible damage, Damaged or dirty (on breathing side) particle filtering half mask should not be used.



*6. To check fit, place both hands completely over the mask and inhale. If air leaks around nose, readjust the nose clip. If air leaks at the mask edges, work the straps back along the sides of your head. Repeat the procedure until respirator is sealed properly.

If you can not achieve a proper fit DO NOT enter the contaminated area. See your supervisor.

Limitations (For CE/ISI Products)

1. Do not use for protection against Gases, Vapor or in atmospheres containing less than 17% Oxygen.
2. Do not use with beard or other facial hair that prevent direct contact between the face and the edge of the respirator.
3. Do not use when concentrations of contaminants are immediately dangerous to life and health, are unknown, or when particulate concentration exceed the maximum use level / or other levels determined by your National Occupational Safety and Health Authorities.

Fit Check

1. Cover the front of the respirator with both hands being careful not to disturb the respirator.
2. Exhale sharply into the respirator.
3. If air leaks around the nose, readjust the nose clip to eliminate leakage. Repeat the above fit check
4. If air leaks at the respirator edges, work the straps back along the sides of the head to eliminate leakage. Repeat the above fit check.

If you cannot achieve a proper fit **DO NOT** enter the hazardous area. See your supervisor.

For information regarding fit testing procedure please contact Venus.

Product Range



V-90 V



V-9210 SLV, V-9220 SLV, V-9230 SLV

Manufacturer name & address

VENUS Safety & Health Pvt. Ltd.

I-75/76, Tondre, MIDC- Talaja, Dist.- Raigad, MH 410 208, India

TOLL Free: 1800 22 2646 | Ph :+91 22 27410018

Email: info@venusohs.com | Web: www.venusohs.com